

SAUNA




Sauna



► Sauna



Pine wood



Abachi

Sauna Cabin

Sauna Specific CLIMATE E: 80 - 110oC. Humidity: 5 - 25 % RH (Relative Humidity)

Benefits

Nervous stretching. Relaxation. | Respiratory ramifications dilation. Oxygenation. | Peripheral vasodilating, Stimulates the circulatory system. | Rise of the heart frequency, Stimulates the circulatory system. | Pore toxins cleaning, Sweating glands. Improvement of the muscular tissue and bone articulations elasticity.

PROTEAM Europa sauna is an habitaion vertebrated by a wooden structure with insulating material in its interior and covered by a dovetail covering. It's equipped with interior beds or benches. The essential element of the sauna is the electrical equipment which generates heat, heating the air to cause a very high temperature in its interior at the same time as a very low humidity level is obtained due to the wood absorption effect.



Wellness



Sauna



► Sauna



MODEL PRS 1500

sauna size 120×180
150×180, 150×200
200×200, 200×250
Pine wood / 3-4 persons
6kw Sauna Heater / Safety Lamp
Wooden bucket & wooden scoop
Sand-timer / Thermometer
Natural sauna stone
Sauna bench subject to the main picture



MODEL PRS 1501

Sauna size 120×180
150×180, 150×200
200×200, 200×250
Pine wood
1 person 4.5kw Sauna Heater
Safety Lamp
Wooden bucket & wooden scoop
Sand-timer / Thermometer
Natural sauna stone
Sauna bench subject to the main picture



MODEL PRS 1502

Sauna size 120×180
150×180, 150×200
200×200, 200×250
Pine wood
4 persons / 6kw Sauna Heater
Safety Lamp
Wooden bucket & wooden scoop
Sand-timer / Thermometer
Natural sauna stone
Sauna bench subject to the main picture



MODEL PRs 1503

2000x1600x2000mm
Pine wood / 3-4 persons
6kw Sauna Heater / Safety Lamp
Wooden bucket & wooden scoop
Sand-timer / Thermometer
Natural sauna stone
Sauna bench subject to the main picture

Wellness





Sauna



► Infrared Sauna



MODEL PRS 1700

Infrared sauna for 1 person.
Material: lump-free red cedar wood.
6mm smoke colour safety-glass door and side panels.
Computerized control.
5 pcs energy-efficient Redlight™ heaters: 1.7kW/230V.
Chromotherapy lighting (LED).
Built-in stereo FM radio.
Fan.



MODEL PRS 1701

Infrared sauna for 1 person.
Material: lump-free red cedar wood.
6mm smoke colour safety-glass door and side panels.
Computerized control.
5 pcs energy-efficient Redlight™ heaters: 1.7kW/230V.
Chromotherapy lighting (LED).
Built-in stereo FM radio.
Fan.



MODEL PRS 1702

Infrared sauna for 2 people.
Material: lump-free red cedar wood.
6mm smoke colour safety-glass door and side panels.
Computerized control.
5 pcs energy-efficient Redlight™ heaters: 1.7kW/230V.
Chromotherapy lighting (LED).
Built-in stereo FM radio.
Fan.



MODEL PRS 1703

Infrared sauna for 3 people.
Material: lump-free red cedar wood.
6mm smoke colour safety-glass door and side panels.
Computerized control.
6 pcs energy-efficient Redlight™ heaters: 2kW/230V.
Chromotherapy lighting (LED).
Built-in stereo FM radio.
Fan.

Wellness






Sauna




► Sauna Room

Model PRS0 1600




Sauna room / Shower room / Steam room
Material: Hemlock, Aluminium Frame
8MM Thickness Tempered Glass
Acrylic Tray, PVC Floor
380x163x220cm

Model PRS0 1603




Sauna Room / Shower Room
4.5kw stove
245x160x220cm

Model PRS0 1601




Sauna Room / Steam Room
4.5kw stove & 3kw Steam
265x160x220cm

Model PRS0 1604



Steam Room
3kw Steam
140x160x220cm

Model PRS01602



Shower Room / Steam Room
3kw Steam
240x160x220cm

Model PRS01605



Sauna Room
4.5kw stove
140x160x220cm

Wellness



Sauna



► Sauna Heater and Steam Generators

Heaters for Private Saunas



Compact
Output 2,0–3,0 kW
Sauna room 1,2–4 m³



Vega Compact
Output 2,3–3,5 kW
Sauna room 1,3–4,5 m³



Delta
Output 2,3–3,6 kW
Sauna room 1,3–4,5 m³



Delta EE
Output 2,3–3,6 kW
Sauna room 1,3–4,5 m³



Delta Combi
Output 2,9 kW
Sauna room 1,5–4 m



Moderna
Output 4,5–8,0 kW
Sauna room 3–12 m³



Sound
Output 4,5–9,0 kW
Sauna room 3–14 m³



Vega
Output 4,5–9,0 kW
Sauna room 3–14 m³



Topclass
Output 3,0–8,0 kW
Sauna room 2–12 m

Heaters for Large Private and Commercial Saunas



Forte
Output 4,0–9,0 kW
Sauna room 5–15 m³



Fuga
Output 6,0–9,0 kW
Sauna room 5–14 m³



Topclass Combi
Output 5,0–9,0 kW
Sauna room 3–14 m³



Senator Combi
Output 7,0–9,0 kW
Sauna room 6–14 m³



Symphony
Output 4,0–6,0 kW
Sauna room 5–12 m³



Club, Club Combi
Output 11–15 kW
Sauna room: 9–24 m³



Elegance
Output 10,5–18,0 kW
Sauna room: 9–35 m³



Profi
Output: 20–33 kW
Sauna room 18–66 m³



Senator
Output 9,0–10,5 kW
Sauna room 8–15 m³



Harvia Steam
steam generator
Power 4,5–10,8 kW



► Steam Room



SBT 1114 L x 113 P x 208 H

SBT 2198 L x 113 P x 208 H

SBT 4262 L x 177 P x 208 H

SBT 3198 L x 177 P x 208 H

SBT 5198 L x 241 P x 208 H

SBT 6262 L x 241 P x 208 H

Steam Bath

Steam bath is a closed and watertight habitation designed to be occupied by several users seated or lain down, built with the combination of various materials whose common characteristic is the resistance to the rusting and to the temperature. This habitation incorporates an electrical equipment whose main function is amount of steam and temperature. This is the most factor of the steam cabins.

Steam specific climate temperature 43 - 46°C. Humidity: 100% RH (Relative Humidity).

Benefits

- Nervous stretching. Relaxation.
- Respiratory ramifications dilation. Oxygenation.
- Respiratory ducts humidification. Softening
- Peripheral vasodilating. Stimulation of the circulation
- Skin toxins cleaning. Sweating
- Avoids skin drying out
- Delays wrinkle appearance
- Moisturizes the skin and gives to it more smoothness, evenness and beauty
- Adaption of cabin areas partially pre-fabricated
- Pre-fabricated acrylic ceiling
- Chromotherapy
- Starry sky chromotherapy
- Aromatherapy
- Standard shower single control tab
- Interior effects shower; pulverized, sensorial, sequential, etc.
- Musictherapy

Stone Line New Range

We are pleased to present a new concept in design and functionality for prefabricated cabins. A new range that combines the steam bath with a sequential bi-thermal shower or tropical shower to achieve the desired temperature contrast in the same environment, together with the features of a in white or blue, as well as other decorative elements such as the wall shelf in natural stone. Besides ensuring a notable resistance to use, their finishes in irregularly shaped stone give these cabins great elegance and create a very inviting atmosphere inside.



Sauna



► Ghazebo

Proteam Europa special design wooden gazebo to include a variety of features that make your spa experience more relaxing and enjoyable. Enjoy less stress more spa features and unsurpassed quality from world best selling brand.



PRS1800
3000x3000x2800mm



PRS1803
3300x3300x2850mm



PRS1801
3300x3300x3000mm



PRS1804
3000x3000x2900mm



PRS1802
3000x3000x2800mm



PRS1805
3000x3000x2800mm

Wellness





Wellness

